



# OCBL OPEN TEAMS

## 7-10 May, 2020

### ENTRIES



#### GROSSACK

Grossack A. (nevereast) \*  
Grossack Z. (germs345)  
Donner G. (Gdonnersc1)  
Rimstedt C. (CillaR)  
Meckstroth J. (jjmeck)  
Zia Mahmood (zia)



#### ADDAURA

De Michelis L. (LucaDM) \*  
Failla G. (gioffi)  
Manno A. (maqeda)  
Di Franco M. (M\_DiFranco)  
Duboin G. (giorginod)



#### GUPTA

Gupta N. (nareng)  
Bertens H. (H Bertens)  
Müller B. (beukertje)  
De Wijs S. (sm1)\*  
Bessis T. (malpaluche)  
Lorenzini C. (pierced)



#### BLASS

Blass J. (bljosef)  
Pszczola J. (pikolo)\*  
Blass Kalita J. (bridge24jk)  
Nowosadzki M. (bridge24mn)  
Brink S. (SjoertBr)  
Drijver B. (BasDr)  
Lesniewski M. (lesniak)



#### MOSSOP

Mossop D. (davidmosso)  
Hydes A. (killjoys2)\*  
Hackett J. (mutton)  
Osborne G. (mayors)



#### ALICE

Bianchi R. (inter2018)\*  
Cima L. (100dog)  
Donati G. (giova007)  
Gandoglia A. (gandalf15)  
Dessi B. (alice76)



#### BLACK

Black A. (boggis)  
Gold D. (dagold)  
Black McIntosh A. (mcintosh) \*  
King P. (philking)  
Hallberg G. (Rerack)  
Patterson D. (delberto3)  
Hult S. (hultahult)



#### COLE

Cole M. (mtc146)  
Bianchedi A. (alecuque)  
Palma A. (apalma)\*  
Wrang F. (fly21)

### WINNERS

1

**BLASS**

2

**GROSSACK**

3

**MOSSOP**

## ROUND 1

Table	Home Team	Visiting Team	IMPs		VPs	
			Home	Visit.	Home	Visit.
			Team	Team	Team	Team
1	Blass	Cole	86	11	20.00	0.00
2	Alice	Mossop	64	1	20.00	0.00
3	Addaura	Black	46	54	7.56	12.44
4	Gupta	Grossack	21	36	5.81	14.19

Rankings		
Rank	Team	VPs
1	Blass	20.00
2	Alice	20.00
3	Grossack	14.19
4	Black	12.44
5	Addaura	7.56
6	Gupta	5.81
7	Mossop	0.00
8	Cole	0.00

## ROUND 2

Table	Home Team	Visiting Team	IMPs		VPs	
			Home	Visit.	Home	Visit.
			Team	Team	Team	Team
1	Addaura	Blass	7	30	4.15	15.85
2	Alice	Gupta	28	20	12.44	7.56
3	Cole	Grossack	11	17	8.13	11.87
4	Mossop	Black	20	17	10.97	9.03

Rankings		
Rank	Team	VPs
1	Blass	35.85
2	Alice	32.44
3	Grossack	26.06
4	Black	21.47
5	Gupta	13.37
6	Addaura	11.71
7	Mossop	10.97
8	Cole	8.13

## ROUND 3

Table	Home Team	Visiting Team	IMPs		VPs	
			Home	Visit.	Home	Visit.
			Team	Team	Team	Team
1	Blass	Black	49	12	18.04	1.96
2	Mossop	Grossack	19	15	11.28	8.72
3	Cole	Gupta	26	29	9.03	10.97
4	Alice	Addaura	30	24	11.87	8.13

Rankings		
Rank	Team	VPs
1	Blass	53.89
2	Alice	44.31
3	Grossack	34.78
4	Gupta	24.34
5	Black	23.43
6	Mossop	22.25
7	Addaura	19.84
8	Cole	17.16

## ROUND 4

Table	Home Team	Visiting Team	IMPs		VPs	
			Home	Visit.	Home	Visit.
			Team	Team	Team	Team
1	Mossop	Blass	28	50	4.34	15.66
2	Black	Cole	32	33	9.67	10.33
3	Grossack	Alice	63	9	19.83	0.17
4	Gupta	Addaura	35	44	7.29	12.71

Rankings		
Rank	Team	VPs
1	Blass	69.55
2	Grossack	54.61
3	Alice	44.48
4	Black	33.10
5	Addaura	32.55
6	Gupta	31.63
7	Cole	27.49
8	Mossop	26.59

## ROUND 5

Table	Home Team	Visiting Team	IMPs			
			Home	Visit.	Home	Visit.
			Team	Team	Team	Team
1	Blass	Gupta	17	21	8.72	11.28
2	Grossack	Addaura	16	28	6.52	13.48
3	Black	Alice	19	33	6.04	13.96
4	Mossop	Cole	21	15	11.87	8.13

Rankings		
Rank	Team	VPs
1	Blass	78.27
2	Grossack	61.13
3	Alice	58.44
4	Addaura	46.03
5	Gupta	42.91
6	Black	39.14
7	Mossop	38.46
8	Cole	35.62

## ROUND 6



Table	Home Team	Visiting Team	IMPs		VPs	
			Home	Visit.	Home	Visit.
			Team	Team	Team	Team
1	Alice	Blass	14	70	0.01	19.99
2	Cole	Addaura	28	27	10.33	9.67
3	Mossop	Gupta	34	6	16.72	3.28
4	Black	Grossack	44	50	8.13	11.87



Rankings		
Rank	Team	VPs
1	Blass	98.26
2	Grossack	73.00
3	Alice	58.45
4	Addaura	55.70
5	Mossop	55.18
6	Black	47.27
7	Gupta	46.19
8	Cole	45.95



## ROUND 7



Table	Home Team	Visiting Team	IMPs		VPs	
			Home	Visit.	Home	Visit.
			Team	Team	Team	Team
1	Grossack	Blass	22	11	13.23	6.77
2	Gupta	Black	47	7	18.41	1.59
3	Addaura	Mossop	18	33	5.81	14.19
4	Alice	Cole	53	44	12.71	7.29

Rankings		
Rank	Team	VPs
1	Blass	105.03
2	Grossack	86.23
3	Alice	71.16
4	Mossop	69.37
5	Gupta	64.60
6	Addaura	61.51
7	Cole	53.24
8	Black	48.86

Final	c/o	Tot
 <b>Blass</b>	+0.1	<b>70.01</b>
 Grossack		33.00

Final 3rd & 4th place	c/o	Tot
 Alice	+0.1	27.01
 <b>Mossop</b>		<b>57.00</b>

Final 5th & 6th place	c/o	Tot
 <b>Gupta</b>	+0.1	<b>39.01</b>
 Addaura		33.00

Final 7th & 8th place	c/o	Tot
 <b>Cole</b>	+0.1	<b>48.01</b>
 Black		27.00

## INDIVIDUAL BUTLER CLASSIFICATION

Place	Name	BBO Nickname	Team	Boards	IMP tot	IMP ave	RR1	RR2	RR3	RR4	RR5	RR6	RR7	F
1	Lesniewski M.	lesniak	Blass	28	58	<b>2,07</b>				14		47	-3	
2	Pszczola J.	pikolo	Blass	56	103	<b>1,84</b>	22	21	2	14		47	-3	
3	Blass J.	bljosef	Blass	28	45	<b>1,61</b>	22	21	2					
4	Kalita J.	bridge24jk	Blass	104	122	<b>1,17</b>	41	8	1	24	-6	21	11	22
4	Nowosadzki M.	bridge24mn	Blass	104	122	<b>1,17</b>	41	8	1	24	-6	21	11	22
6	Donner G.	gdonnersc1	Grossack	70	72	<b>1,03</b>	1		-13	52	30	2		
6	Rimstedt C.	cillaR	Grossack	70	72	<b>1,03</b>	1		-13	52	30	2		
8	Hydes A.	killjoys2	Mossop	118	81	<b>0,69</b>	-34	18	13	0	20	31	23	10
8	Mossop D.	davidmosso	Mossop	118	81	<b>0,69</b>	-34	18	13	0	20	31	23	10
10	Grossack A.	nevereast	Grossack	76	49	<b>0,64</b>		24	7			10	21	-13
10	Grossack Z.	germs345	Grossack	76	49	<b>0,64</b>		24	7			10	21	-13
12	Brink S.	sjoertBr	Blass	76	34	<b>0,45</b>	20		38	-14	-2		-21	13
12	Drijver B.	basdr	Blass	76	34	<b>0,45</b>	20		38	-14	-2		-21	13
14	Black A.	boggis	Black	76	12	<b>0,16</b>	-6	15		15		-2		-10
14	Gold D.	dagold	Black	76	12	<b>0,16</b>	-6	15		15		-2		-10
16	Gupta N.	nareng	Gupta	76	11	<b>0,14</b>	-1	-9	-11		6			26
16	Bertens H.	h bertens	Gupta	76	11	<b>0,14</b>	-1	-9	-11		6			26
18	Palma A.	apalma	Cole	118	8	<b>0,07</b>	-41	14	11	-15	15	18	-5	11
18	Wrang F.	fly21	Cole	118	8	<b>0,07</b>	-41	14	11	-15	15	18	-5	11
20	Donati G.	giova007	Alice	118	7	<b>0,06</b>	34	9	-1	-16	7	-21	5	-10
20	Gandoglia A.	gandalf15	Alice	118	7	<b>0,06</b>	34	9	-1	-16	7	-21	5	-10
22	Bessis T.	malpaluche	Gupta	80	-6	<b>-0,08</b>		-12		6	2	-31	34	-5
22	Lorenzini C.	pierced	Gupta	80	-6	<b>-0,08</b>		-12		6	2	-31	34	-5
24	Manno A.	maqeda	Addaura	118	-12	<b>-0,10</b>	6	-8	-7	24	40	-18	-23	-26
24	Di Franco M.	m_difranco	Addaura	118	-12	<b>-0,10</b>	6	-8	-7	24	40	-18	-23	-26
26	De Wijs S.	sm1	Gupta	80	-18	<b>-0,23</b>	-17		22	-24		-9	16	-6
26	Müller B.	beukertje	Gupta	80	-18	<b>-0,23</b>	-17		22	-24		-9	16	-6
28	De Michelis L.	lucadm	Addaura	90	-27	<b>-0,30</b>	-23		1	-6	-30	20		11
29	Hult S.	hultahult	Black	38	-13	<b>-0,34</b>					-7		-16	10
30	Failla G.	gioffi	Addaura	104	-40	<b>-0,38</b>	-23	-21	1		-30	20	2	11
31	Hackett J.	mutton	Mossop	118	-59	<b>-0,50</b>	-30	-15	-7	-24	-15	9	-2	25
31	Osborne G.	mayors	Mossop	118	-59	<b>-0,50</b>	-30	-15	-7	-24	-15	9	-2	25
33	Bianchi R.	inter2018	Alice	118	-65	<b>-0,55</b>	30	12	7	-52	7	-47	3	-25
33	Cima L.	100dog	Alice	118	-65	<b>-0,55</b>	30	12	7	-52	7	-47	3	-25
35	Meckstroth J.	jjmeck	Grossack	90	-51	<b>-0,57</b>	17	-14		16	-40		-8	-22
35	Zia Mahmood	zia	Grossack	90	-51	<b>-0,57</b>	17	-14		16	-40		-8	-22
37	Duboin G.	giorginod	Addaura	42	-25	<b>-0,60</b>		-21		-6			2	
38	McIntosh A.	mcintosh	Black	80	-52	<b>-0,65</b>	23		-3		-7	-10	-34	-21
39	King P.	philking	Black	94	-70	<b>-0,74</b>	23	-18	-3		-7	-10	-34	-21
40	Cole M.	mtc146	Cole	118	-107	<b>-0,91</b>	-42	-24	-22	14	-20	-20	-3	10
40	Bianchedi A.	alecuque	Cole	118	-107	<b>-0,91</b>	-42	-24	-22	14	-20	-20	-3	10
42	Hallberg G.	rerack	Black	80	-83	<b>-1,04</b>		-18	-38	-14	-7		-16	10
43	Patterson D.	delberto3	Black	28	-52	<b>-1,86</b>			-38	-14				

FREQUENCIES														
RR1 - Board	1	2	3	4	5	6	7	8	9	10	11	12	13	14
BLASS vs COLE OR	-400	600	110	1100	620	100	170	-100	500	600	420	-400	-100	-50
BLASS vs COLE CR	50	150	-150	710	660	-680	-100	-170	-50	100	-150	-400	-200	-140
ALICE vs MOSSOP OR	-420	600	400	1430	660	-600	600	-170	200	-200	590	-400	110	-100
ALICE vs MOSSOP CR	-420	-100	-110	1430	690	-650	150	-170	200	-300	-300	-400	-100	-130
ADDAURA vs BLACK OR	-420	-100	100	1460	600	-300	130	-170	-100	-670	420	-400	-100	-350
ADDAURA vs BLACK CR	-400	120	-110	720	1370	-620	150	-170	-670	600	-50	-400	620	-100
GUPTA vs GROSSACK OR	-420	150	-50	1460	660	100	-200	-170	-50	130	420	-400	-200	-50
GUPTA vs GROSSACK CR	-420	50	110	1460	600	-620	-200	-170	100	1100	420	-420	800	-150
<b>AVERAGE</b>	<b>-360</b>	<b>180</b>	<b>40</b>	<b>1.220</b>	<b>730</b>	<b>-410</b>	<b>90</b>	<b>-160</b>	<b>20</b>	<b>170</b>	<b>220</b>	<b>-400</b>	<b>100</b>	<b>-130</b>

RR2 - Board	1	2	3	4	5	6	7	8	9	10	11	12	13	14
ADDAURA vs BLASS OR	120	-400	-90	-100	150	-140	620	-1520	110	-620	-100	-400	620	-140
ADDAURA vs BLASS CR	120	-150	-150	-100	50	420	620	-1520	200	-140	-100	-430	600	-140
ALICE vs GUPTA OR	400	-460	200	-100	-150	100	200	-1440	-130	-170	-50	430	950	-140
ALICE vs GUPTA CR	120	-150	90	-100	150	-140	100	-1440	-90	-170	120	-430	600	-170
COLE vs GROSSACK OR	120	-150	200	-100	-120	-620	620	-1440	100	-620	-100	-430	200	150
COLE vs GROSSACK CR	110	-150	80	-100	50	100	620	-1440	-100	-620	-100	-430	150	110
MOSSOP vs BLACK OR	120	-150	200	600	-430	-140	620	-940	100	-650	-50	-430	600	150
MOSSOP vs BLACK CR	120	-150	100	600	50	100	200	-940	-50	-620	-150	-430	600	110
<b>AVERAGE</b>	<b>150</b>	<b>-220</b>	<b>80</b>	<b>80</b>	<b>-30</b>	<b>-40</b>	<b>450</b>	<b>-1.340</b>	<b>20</b>	<b>-450</b>	<b>-70</b>	<b>-320</b>	<b>540</b>	<b>-10</b>

RR3 - Board	1	2	3	4	5	6	7	8	9	10	11	12	13	14
BLASS vs BLACK OR	420	660	980	0	620	800	650	-90	-140	-130	110	50	100	50
BLASS vs BLACK CR	450	630	480	100	620	400	-300	-170	100	-130	100	-180	-120	100
MOSSOP vs GROSSACK OR	450	600	980	110	620	100	650	-140	100	-130	-50	-430	100	100
MOSSOP vs GROSSACK CR	-100	600	980	-100	620	110	650	-170	100	-130	100	-110	200	50
COLE vs GUPTA OR	420	600	480	200	620	-140	650	-170	100	-130	-50	-300	-600	-50
COLE vs GUPTA CR	300	200	-50	100	620	140	650	-140	100	-110	110	-300	100	100
ALICE vs ADDAURA OR	420	600	980	-500	170	100	650	-140	200	-130	110	50	100	50
ALICE vs ADDAURA CR	300	600	480	100	620	-110	660	-140	200	-150	-90	-120	100	100
<b>AVERAGE</b>	<b>330</b>	<b>560</b>	<b>660</b>	<b>0</b>	<b>560</b>	<b>180</b>	<b>530</b>	<b>-150</b>	<b>100</b>	<b>-130</b>	<b>40</b>	<b>-170</b>	<b>0</b>	<b>60</b>

FREQUENCIES														
RR4 - Board	1	2	3	4	5	6	7	8	9	10	11	12	13	14
MOSSOP vs BLASS OR	940	-110	-100	-650	-420	100	90	-300	460	-650	300	50	500	50
MOSSOP vs BLASS CR	1520	120	460	-500	-420	100	-100	-100	460	-620	-110	-980	620	430
BLACK vs COLE OR	1520	110	-50	-650	-420	-130	90	-90	420	-170	-110	-980	620	460
BLACK vs COLE CR	1520	50	460	100	-420	-50	120	-300	490	-200	50	-980	-130	-100
GROSSACK vs ALICE OR	1520	50	-50	-650	-420	-100	120	-100	490	-170	-130	50	200	150
GROSSACK vs ALICE CR	480	100	-100	-650	-420	-130	-300	-300	460	-650	-110	-1010	-100	400
GUPTA vs ADDAURA OR	800	50	-100	-650	-420	-50	90	-300	400	-170	50	-980	-200	400
GUPTA vs ADDAURA CR	1520	50	460	-800	-420	-100	120	-120	490	-650	-300	-980	500	-100
AVERAGE	1.230	50	120	-560	-420	-50	30	-200	460	-410	-50	-730	250	210

RR5 - Board	1	2	3	4	5	6	7	8	9	10	11	12	13	14
BLASS vs GUPTA OR	460	100	-50	620	680	-50	-630	750	140	-140	-940	-450	-200	-450
BLASS vs GUPTA CR	460	110	300	620	650	-50	-190	450	170	-100	-920	-450	-620	-450
GROSSACK vs ADDAURA OR	460	-100	90	-200	680	-50	-630	480	-50	-100	-940	-450	-620	-420
GROSSACK vs ADDAURA CR	400	100	100	-100	680	-50	-630	-420	420	-100	-940	-450	-620	50
BLACK vs ALICE OR	400	50	120	620	680	-50	100	-100	400	-100	-940	-480	-620	-450
BLACK vs ALICE CR	460	50	100	620	680	450	-630	100	170	-100	-940	-450	300	-450
MOSSOP vs COLE OR	400	50	100	-100	1430	130	-170	450	420	-100	-450	-450	-620	-450
MOSSOP vs COLE CR	400	100	100	600	1430	-50	-190	100	140	-100	-430	-450	-620	-450
AVERAGE	430	60	110	340	860	40	-370	230	230	-110	-810	-450	-450	-380

RR6 - Board	1	2	3	4	5	6	7	8	9	10	11	12	13	14
ALICE vs BLASS OR	-50	-460	-50	-100	-110	-50	-200	-110	-600	-990	50	-100	620	-420
ALICE vs BLASS CR	120	-480	90	-100	-140	200	630	110	-600	-100	50	620	-100	100
COLE vs ADDAURA OR	-50	-460	90	-200	100	200	600	100	-600	-100	90	620	-300	100
COLE vs ADDAURA CR	-50	-480	0	200	-140	-100	600	100	200	-100	100	620	-100	-420
MOSSOP vs GUPTA OR	-70	-480	0	100	150	200	600	-110	-630	-100	-150	620	620	100
MOSSOP vs GUPTA CR	-50	-480	-100	100	-110	200	600	50	-600	-990	-140	620	-100	100
BLACK vs GROSSACK OR	50	-460	-50	100	-110	-50	500	-500	200	-990	-100	620	620	-940
BLACK vs GROSSACK CR	-50	-460	90	200	50	-200	-500	100	-630	-100	-110	620	170	100
AVERAGE	-20	-470	10	40	-40	50	350	-30	-410	-430	-30	530	180	-160

RR7 - Board	1	2	3	4	5	6	7	8	9	10	11	12	13	14
GROSSACK vs BLASS OR	-180	-100	-600	-100	-430	-630	620	-150	490	-1440	420	-590	-100	110
GROSSACK vs BLASS CR	-180	-100	-600	-400	-1400	-630	650	-150	490	-1440	400	-100	-100	100
GUPTA vs BLACK OR	110	-100	-660	-200	-800	-600	620	150	490	100	400	-590	-100	-50
GUPTA vs BLACK CR	-180	-200	-650	-200	-1400	-630	650	-150	490	-1440	420	-590	110	-50
ADDAURA vs MOSSOP OR	100	100	-620	-100	-1100	-630	620	-150	490	-1440	400	-200	-100	110
ADDAURA vs MOSSOP CR	110	110	-660	800	-1400	-600	620	-400	490	100	420	-200	-100	-50
ALICE vs COLE OR	100	200	-650	140	-430	-630	620	-150	490	-2220	-100	-100	-100	-50
ALICE vs COLE CR	-120	-200	-620	-400	-1400	100	620	-150	490	200	400	-590	-200	-50
AVERAGE	-30	-40	-630	-60	-1.050	-530	630	-140	490	-950	350	-370	-90	10

RF - Board	1	2	3	4	5	6	7	8	9	10
BLASS vs GROSSACK OR	420	50	100	-110	-100	130	100	150	-170	100
BLASS vs GROSSACK CR	420	100	-300	-200	-420	460	100	-200	-680	-100
Alice vs MOSSOP OR	420	-110	100	400	-140	150	-140	-130	-1400	100
Alice vs MOSSOP CR	420	100	-300	110	50	490	-110	-150	-680	110
GUPTA vs ADDAURA OR	200	50	100	-90	50	130	100	50	-680	100
GUPTA vs ADDAURA CR	420	90	-620	100	-100	430	-110	-50	-650	300
COLE vs BLACK OR	400	50	-300	-120	-200	460	-110	-130	-630	200
COLE vs BLACK CR	420	-100	-620	-110	-200	400	-110	-50	-680	-100
AVERAGE	390	30	-230	0	-130	330	-40	-60	-700	90

RF - Board	11	12	13	14	15	16	17	18	19	20
BLASS vs GROSSACK OR	150	-140	200	430	-920	400	-100	-430	-650	-600
BLASS vs GROSSACK CR	-100	-800	200	460	-460	150	420	-400	-710	-600
Alice vs MOSSOP OR	-100	-100	620	430	-920	-50	-50	-490	-660	-600
Alice vs MOSSOP CR	-150	50	620	130	-490	150	140	-430	-680	-600
GUPTA vs ADDAURA OR	50	-110	620	430	-460	-50	420	-430	-620	-500
GUPTA vs ADDAURA CR	100	-110	620	460	-490	130	-50	-430	-650	-600
COLE vs BLACK OR	100	-140	620	-50	-460	300	420	-430	-630	-600
COLE vs BLACK CR	80	-110	620	460	-920	150	-50	-430	100	-600
AVERAGE	20	-180	520	340	-640	150	140	-430	-560	-590